

31st ANNUAL CONFERENCE OF THE PAEDIATRIC ORTHOPAEDIC SOCIETY OF INDIA

POSICON

2025

Innovations & Newer Trends



Date | **2-5 January 2025**

Venue | **The Forum Convention Center,
Club07, Ahmedabad.**

Organised by



Pediatric Orthopaedic Surgeons'
Association, Gujarat

Societies Involved



Dear Colleagues,

लिख दो किताबें हिन्द पे कुछ ऐसी दास्तान,
जिसकी मिसाल दे ना सके सातों आसमान!

With the same spirit in our hearts, we are thrilled to extend our warm invitation to you for the Annual Conference of the Paediatric Orthopaedic Society of India 2025. This year's theme, "**Innovations and Newer Trends**," promises a dynamic exploration of cutting-edge advancements in Paediatric Orthopaedics. Prepare yourselves for an academic extravaganza as we bring together leading experts to share insights, research, and experiences that will shape the future of our field. The conference aims to foster collaboration, inspire innovation, and elevate the standard of care.

In addition to the academic pursuits, we are excited to present a cultural fest that will add a vibrant and enjoyable dimension to the event. Mark your calendars for 2nd -5th; January, 2025 and get ready to immerse yourself in a unique blend of intellectual stimulation and cultural enjoyment. Your presence is invaluable as we strive to create an unforgettable experience for all attendees. We look forward to welcoming you to a conference that promises to be both enlightening and entertaining.

Best Regards,
Organising Team,
POSICON 2025, Ahmedabad.

ORGANIZING COMMITTEE

PATRON



Dr. Ashok Johari

SCIENTIFIC COMMITTEE CHAIRMAN



Dr. Dhiren Ganjwala

ORGANIZING CHAIRMAN



Dr. Premal Naik

ORGANIZING SECRETARY



Dr. Maulin Shah

TREASURER



Dr. Kamlesh Devmurari

CORE ORGANIZING COMMITTEE



Dr. Akash Makadia



Dr. Arpit Patel



Dr. Dhwanil Tada



Dr. Hitesh Shah



Dr. Joyance James



Dr. Kirti Ramnani



Dr. Maulik Patel



Dr. Nishant Chauhan



Dr. Prakash Chauhan



Dr. Rohan Parwani



Dr. Shalin Shah



Dr. Shyamal Patel

POSI EXECUTIVE COMMITTEE

President	Dr. Alaric Aroojis	EC Member (North Zone)	Dr. Nirmal Raj Gopinathan
Secretary	Dr. Viraj Shingade	EC Member (East Zone)	Dr. Sowmya Paik
Vice President	Dr. Sandeep Patwardhan	EC Member (West Zone)	Dr. Atul Bhaskar
Past President	Dr. Dhiren Ganjwala	EC Member (South Zone)	Dr. Thomas Palocaren
Treasurer	Dr. Venkatadass K.		
Editor	Dr. Jayanth Sampath		

INTERNATIONAL FACULTY



Dr. Ana Presedo
France



Dr. Joshua Abzug
USA



Dr. Kevin Smit
Canada



Dr. Kishore Mulpuri
Canada



Dr. Mihir Thacker
USA



Dr. Pablo Castaneda
USA



Dr. Sanjeev Sabharwal
USA



Dr. Sasha Carsen
Canada



Dr. Shital Parikh
USA



Dr. Unni Narayanan
Canada



Dr. Viral Jain
USA



Dr. Wade Shrader
USA

PROGRAMME OUTLINE

Day-1: Thursday, 2nd January, 2025

10.30 - 11.30	Registration - Tea - Snacks
11.30 - 14.00	ICL -1 (A-D) Four ICLs will run in parallel halls
14.00 - 14.45	Lunch Break
14.45 - 15.45	Technology Innovation Session Three sessions will run in parallel halls
15.50 - 18.15	ICL -2 (A-D) Four ICLs will run in parallel halls
18.15 - 18.30	Tea Break
19.00 - 20.00	Conference Inauguration
20.00 - Onwards	Drum Circle Inaugural Dinner

Day-2: Friday, 3rd January, 2025

08.00 - 09.00	Symposium-1
09.05 - 10.05	Symposium-2
10.10 - 11.10	Symposium-3
11.10 - 11.30	Comfort Break
11.30 - 12.05	POSI Oration
12.10 - 13.40	Best Paper Session
13.40 - 14.25	Lunch Break
14.25 - 15.25	Free Paper Session (Hall A-B)
15.30 - 16.30	Symposium-4
16.35 - 17.35	Symposium-5
17.35 - 18.00	High Tea - Trade Visit
18.00 - 19.00	POSI GBM
19.30 onwards	Gala Dinner

Day-3: Saturday, 4th January, 2025

08.00 - 08.45	Symposium-6
08.50 - 09.35	Symposium-7
09.40 - 10.10	Free Papers (Hall A-B)
10.10 - 10.30	Comfort break & Trade Visit
10.30 - 11.15	Symposium-8
11.20 - 12.05	Symposium-9
12.10 - 13.10	Symposium-10
13.15 - 13.45	Valedictory Function
13.45 - 14.30	Lunch

Post Conference Advanced Workshop

14.30 - 18.00	4th January
19.00 onwards	Workshop Dinner
08.30 - 13.00	5th January
13.00 onwards	Conclusion, Lunch, Departure



ICL SCIENTIFIC PROGRAM

ICL A-1 Complex Upper Limb Issues

Convenors : Dr. Premal Naik, Dr. Rujuta Mehta,
Dr. Anirban Chatterjee

International Faculty : Dr. Joshua Abzug

National Faculty : Dr. Kapil Gangwal, Dr. Vikas Basa, Dr. Sarwar Ibne Salam,
Dr. P. Harish, Dr. Tushar Agrawal, Dr. Ramani Narsimhan,
Dr. Jaideep Dhamele

	Topic	Faculty	Time (mins.)
1	Paralytic Problems in UL		20
2	UL Neoplasm - Benign / Malignant		20
3	Rare & Complex Trauma		20
4	Congenital Deformities		20
5	Stiff Elbow		20
6	Physal Problems		20
7	Debate		15
8	Turn Over & Discussion		15



ICL B-1 Advances in Management of CP

Convenors : Dr. Dhiren Ganjwala, Dr. Jayanth Sampath, Dr. Sakti Das,
Dr. Chasanal Rathod

Case-based discussion (15 min/case)	Case presenter	Panel of experts
Planovalgus feet with crouch gait	Abhay Gahukamble	2 International and 2 National faculty
Equinovarus foot in hemiplegic	Abhay Gahukamble	
Out-toeing gait in diplegics	Jitendra Jain	International faculty: Dr. Unni Narayanan Dr. Wade Shrader Dr. Kishore Mulpuri Dr. Ana Presedo National faculty: Dr. Dhiren Ganjwala Dr. Sakti Das Dr. Jayanth Sampath Dr. Abhay Gahukamble Dr. Chasnal Rathod Dr. Jitendra Jain Dr. Rajiv Negandhi Dr. Ratna Johari Dr. Gaurav Gupta Dr. Varun Shetty
In-toeing gait abnormality	Jitendra Jain	
Hip dysplasia in a 4-year-old	Jayanth Sampath	
Unilateral hip dislocation	Jayanth Sampath	
Guided growth for coxa valga	Abhay Gahukamble	
Guided growth for knee FFD	Abhay Gahukamble	
Discussion on Quality of life	Jayanth Sampath	



ICL C-1 Current Concepts in Pediatric Trauma

Topic	Faculty	Time (mins.)
Upper Limb Trauma		90
Supracondylar fractures – Indications for pinning & pin configurations	Dr. Sudhanshu Bansal	5
CRPP technique	Dr. Vivek Srivastava	5
Atypical supracondylar - techniques	Dr. Sandeep Patwardhan	5
Lateral condyle fractures - Management	Dr. Rajeev Nirwane	5
Lateral condyle fractures - Closed reduction, Arthrogram & pinning	Dr. Amit Nemade	5
Lateral condyle fractures - Open reduction	Dr. Sasha Carsen	5
Discussion		15
Medial epicondyle – Management	Dr. Mandar Agashe	5
Radial neck fracture – Closed reduction	Dr. Syed Faisal	5
Radial neck fracture – assisted reduction & fixation	Dr. Shital Parikh	5
Greenstick fracture both bones forearm – reduction & casting technique	Dr. Chintan Doshi	5
Fracture both bones forearm – assessment of post-reduction X-rays	Dr. Binoti Sheth	5
Fracture both bones forearm – TENS nailing technique	Dr. K. Venkatsdass	5
Discussion		15
Lower Limb Trauma		60
Femoral neck fracture – tips & tricks	Dr. Binoti Sheth	5
Non-union neck of femur - management	Dr. Sandeep Patwardhan	5
Closed reduction and hip spica application for fracture shaft femur	Dr. Vidyasagar Chandankere	5
TENS nailing of femoral shaft fractures - technique	Dr. Sasha Carsen	5
Submuscular plating of femoral shaft fractures - technique	Dr. Mandar Agashe	5
Proximal tibial fractures – Management	Dr. Saraswati Vishwanathan	5
Triplane fracture – fixation technique	Dr. K. Venkatsdass	5
Physeal bar excision – surgical technique	Dr. Shital Parikh	5
Discussion		20



ICL D-1 Management of Metabolic Bone Diseases

Convenors : Dr. Hitesh Shah, Dr. Rohan Parwani, Dr. Atul Bhaskar,
Dr. Manoj Padman, Dr. Shalmi Mehta

Topic	Faculty	Time (mins.)
Nutritional deficiency		
Diagnostic work up for a child with metabolic bone disease	Dr. Binu Kurian	5
Guidelines for Mx of Vit. D Deficiency	Dr. Shalmi Mehta	5
Scurvy- it is existent or not	Dr. Atul Bhaskar	5
Deformity correction in metabolic bone disease-when and how	Dr. Sanjeev Sabharwal	5
Q & A		10
Rickets of other types		
Drug induced rickets	Dr. Ruchi Shah	5
Medical mx of hypophosphatemic rickets	Dr. Shalmi Mehta	5
Vitamin D dependent rickets - what to offer for deformity	Dr. Rajat Malot	5
Deformity correction in adolescent	Dr. Sanjeev Sabharwal	5
Q & A		10
Osteogenesis imperfecta		
What is new in OI (genetics)?	Dr. Hitesh Shah	5
Osteogenesis imperfecta like disease- how not to miss	Dr. Vikas Gupta	5
Medical Management of OI	Dr. Shalmi Mehta	5
Pathological fracture- surgical treatment	Dr. Prateek Behera	5
Coxa vara correction in OI	Dr. Thomas Palocaren	5
Video of telescopic nailing	Dr. Atul Bhaskar	5
Double rush rodding	Dr. VVJ Somaraju	5
Non union in OI	Dr. Binu Kurian	5
Q & A		20
Case discussion	Dr. Rohan Parwani / Dr. Hitesh Shah	30



ICL A-2 Lower Limb Dysplasia

Convenors : Dr. Hitesh Shah, Dr. P. N. Gupta, Dr. Cherian Kovoov

Topic	Faculty	Time (mins.)
Fibular Hemimelia Management		
Overview of Classification and examination	Dr. Unni Narayanan	5
Reconstruction of ankle	Dr. Sanjeev Sabharwal	5
Limb lengthening	Dr. Cherry Kovoov	5
Limb ablation indication and technique	Dr. Sanjay Sarup	5
Complications of reconstruction and its management	Dr. P. N. Gupta	5
Q & A		10
cases (3)	Dr. Deepak Khurana Dr. Ritesh Pandey Dr. Cherry Kovoov Dr. Unni Narayanan	15
Tibial Hemimelia Management		
Overview of Classification and examination	Dr. Unni Narayanan	5
Reconstruction technique	Dr. Hitesh Shah	5
Limb ablation indication and technique	Dr. KL Narsimha Rao	5
Q & A		10
cases (3)	Dr. PN Gupta Dr. Cherry Kovoov Dr. Sanjeev Sabharwal	15
PFFD Management		
Overview of Classification and examination	Dr. John Mukhopadhaya	5
Reconstruction of hip	Dr. Pablo Castaneda	5
Reconstruction of knee	Dr. Ishani Shah	5
Limb lengthening	Dr. Cherry Kovoov	5
Limb ablation indication and technique	Dr. Sanjeev Sabharwal	5
Complications of reconstruction and its management	Dr. PN Gupta	5
Q & A		10
Cases (3)	Dr. Jaideep Dhamele Dr. Sanjay Sarup Dr. Cherry Kovoov Dr. Unni Narayanan	15



ICL B-2 Day to Day Pediatric Orthopaedics

Convenors : Dr. Arpit Patel, Dr. Nishant Chauhan, Dr. Dhiren Ganjwala,
Dr. Sandeep Vaidya, Dr. Ashish Ranade, Dr. Nirmal Raj

Topic	Faculty	Time (mins.)
Don't forget the basics – "Gait is an important diagnostic tool"	Dr. Nirmal Raj Gopinathan	5
Intoeing and Out-Toeing - "In and Out of Line: Understanding Pediatric Gait Variations"	Dr. Suhas Bala	5
Flat-Feet - "Flat Out Facts: Demystifying Pes Planus"	Dr. Arpit Patel	5
Case discussion	Dr. Nishant Chauhan Dr. Nirmal Raj Gopinathan Dr. Sankar	10
Toe Walking - "Up on Their Toes: The Toe Walking Tale"	Dr. Sandeep Vaidya	5
Tackling heel pain head on: Evaluation and management of Paediatric heel pain	Dr. Ranjit Deshmukh	5
Bowlegs and Knock-Knees - "Bows and Arrows: Navigating Leg Alignment in Kids"	Dr. Ashish Ranade	5
Case discussion	Dr. Jai Khatri Dr. Abhilash Srivastav	5
Young athletes, Old problems: Tackling Sports Overuse Injuries	Dr. Joshua Abzug	5
Knee deep in pain: Evaluation and management of Paediatric anterior knee pain	Dr. Mihir Thacker	5
Case discussion	Dr. Nishant Chauhan Dr. Jai Khatri Dr. Sankar	10



ICL B-2 Day to Day Pediatric Orthopaedics

Convenors : Dr. Arpit Patel, Dr. Nishant Chauhan, Dr. Dhiren Ganjwala,
Dr. Sandeep Vaidya, Dr. Ashish Ranade, Dr. Nirmal Raj

Topic	Faculty	Time (mins.)
Transient Synovitis - "Transient Troubles: The Hip Story"	Dr. Tushar Agrawal	5
Back-up plan: Evaluation and management for Paediatric back ache	Dr. Mihir Thacker	5
Case discussion	Dr. Abhilash Srivastav Dr. Vivek Sodhai	10
Trigger Thumb and Fingers - "The Digit Dilemma: Managing Pediatric Trigger Digits"	Dr. Joshua Abzug	5
Pulled Elbow - "The Elbow Escape: Handling Nursemaid's Elbow"	Dr. Jaswinder Singh	5
Case discussion	Dr. Dhiren Ganjwala Dr. Sandeep Vaidya	10
Growing Pains - "Ouch! My Growing Bones: Tackling Growing Pains"	Dr. Viranchi Vaidya	5
Heightened concerns: Addressing short stature in children	Dr. Nirmal Raj Gopinathan	5
Case discussion	Dr. Arpit Patel Dr. Ashish Ranade	10



ICL C-2 Clubfoot Beyond Ponseti

Convenors : Dr. Kirti Ramnani, Dr. Premal Naik,
Dr. Alaric Aroojis, Dr. Viraj Shingade

Topic	Faculty	Time (mins.)
Factors affecting bracing protocol and identification of early recurrence	Dr. Sameer Desai	5 + 5
Evaluation of ambulatory child with club foot relapse and decision making	Dr. Nilay Das	5 + 5
Ponseti protocol for delayed presenting clubfoot	Dr. Alaric Aroojis	5 + 5
Approach to syndromic and atypical club foot in nutshell	Dr. Anil Agarwal	5 + 5
Innovations in Clubfoot Management (AI, 3D printing)	Dr. Saumya Paik	5 + 5
Debate Which is best surgical approach for resistant club foot	Dr. Viraj Shingade	5 each side +
Single stage surgery or gradual fixator assisted correction ?	Dr. Gopinath Menon	5 for rebuttal
Surgical Techniques		
Posteromedial soft tissue release	Dr. Alaric Aroojis	5
Midfoot Osteotomy in club foot	Dr. Viraj Shingade	5
Tibialis anterior tendon transfer	Dr. Sukalyan Dey	5
JESS fixator application in club foot	Dr. Anil Agrawal	5
Novel surgical approach to treat club foot relapse	Dr. Premal Naik	5
Combined discussion of surgical techniques		15
Interesting Case Discussion 6 cases	Dr. Premal Naik	45



ICL D-2 Innovations in Pediatric Orthopedics

Convenors : Dr. Maulin Shah, Dr. Shyamal Patel, Dr. Taral Nagda,
Dr. Easwar T R

Session 1: Igniting the Spark		50 min.
Topic	Faculty	Time (mins.)
The Imperative for Innovation in Pediatric Orthopedics	Dr. Taral Nagda, Dr. Easwar Ramani, Dr. Rudra Prasad	8
Technological Foundations for the Modern Orthopedic Surgeon		
a. Molecular Biology and Biotechnology	Dr. Vrisha Madhuri	8
b. Augmented Reality	Dr. Manish Shah	8
c. Artificial Intelligence	Dr. Easwar Ramani	8
d. 3 D Technology	Dr. Taral Nagda	8
Discussion		10

Session 2: From Idea to Impact - The Innovation Journey		70 min.
Topic	Faculty	Time (mins.)
Interesting Stories of Innovation:	Dr. Dhiren Ganjwala, Dr. Maulin Shah, Dr. Suresh Chand, Dr. Avi Shah, Dr. Taral Nagda, Dr. Easwar Ramani	30
Navigating the Innovation Landscape: An Interactive Panel Discussion Moderators: Dr. Maulin Shah, Dr. Taral Nagda, Dr. Qaisar Rabbi		40
a. Research Funding	Prof. Uttama Lahiri, IIT Gandhinagar	
b. Engineering	Dr. Vikas Jain, Orthopedic Surgeon & Innovator	
c. Patenting your innovation	Mr. Gaurav Soni, Patent Lawyer	
d. Collaborating with Industry	Mr. Rod Cutler, OrthoPediatrics	
e. Bridging the gaps between ideas and inventions.	Dr. Sasha Carsen	



ICL D-2 Innovations in Pediatric Orthopedics

Convenors : Dr. Maulin Shah, Dr. Shyamal Patel, Dr. Taral Nagda,
Dr. Easwar T R

Sesison 3: Ideas to Action

**30
min.**

Topic

Group Work & Exercises

Moderators: Dr. Easwar Ramani, Dr. Taral Nagda

Table Instructors: Dr. Avi Shah, Dr. Rudra Prasad, Dr. Quaisur Rabbi,
Dr. Suresh Chand, Dr. Ankur Agrawal, Dr. Shyamal Patel

Summary and Directions for future:

Dr. Taral Nagda, Dr. Easwar T R, Dr. Maulin Shah



Technology Innovation Sessions

Session: 1 OrthoPediatrics

Panelists: Dr. Kishore Mulpuri, Dr. Alaric Aroojis, Dr. Maulin Shah

Introduction : Dr. Alaric Aroojis

Early experience of Ponseti Lite braces in Indian Clubfeet children.
- Dr. Maulin Shah

DF2 Braces and Hip Dysplasia Braces: Indications and Experience
- Dr. Kishore Mulpuri

Demonstration of Products

Q-A with all attendees.

Session: 2 EOTTS

Chair: Dr. Ashok Johari

Part 1

- What is EOTTS? What are the indications for using Hyprocure stents?
- Dr. Ratna Maheshwari
- Techniques and Pitfalls - Dr. Girish Motwani
- Results via cases - Dr. Sandeep Patwardhan
- Current Evidence for EOTTS - Dr. Ashok Johari

Part 2

Demonstration on saw bone model - Dr. Girish Motwani

Discussion (Q & A) All faculty with the attendees

Session: 3 ESSITY

Panelists: Dr. Sandeep Patwardhan, Dr. Shital Parikh, Dr. Binoti Sheth,
Dr. Vidyasagar C., Dr. Chintan Doshi

- Learn about casting materials, techniques & principles.
- How to give a world class cast.
- Problems with the plasters and how to overcome them.
- Live Demo on models.



POSICON 2025 Main Conference Day-1: 3rd January, Friday

08.00 -09.00 am	Symposium - 1 Pseudoarthrosis in Pediatric Orthopedics	60 mins.
	Chairpersons : Dr. Nitingiri Goswami, Dr. Kapil Gangwal	
	Management of re-fracture in Congenital pseudoarthrosis of the tibia	Dr. Sanjeev Sabharwal 5
	How to treat ankle valgus in Congenital pseudoarthrosis of the tibia	Dr. Vrisha Madhuri 5
	Limb length discrepancy in Congenital pseudoarthrosis of the tibia	Dr. Vrisha Madhuri 5
	Management of isolated fibula pseudoarthrosis	Dr. Hitesh Shah 5
	Congenital pseudoarthrosis of the clavicle- should we treat or not	Dr. Atul Bhaskar 5
	Congenital pseudoarthrosis of radius- where do we stand	Dr. P N Gupta 5
	Q & A	10
	Cases	20

09.05 - 10.05 am	Symposium - 2 Hip Preservation	60 mins.
	Chairpersons : Dr. Kartik Patel, Dr. Sanjay Sarup	
	Growth abnormalities in DDH	Dr. Pablo Castaneda 5
	What is new in Perthes disease	Dr. Pablo Castaneda 5
	Neck osteotomy in SCFE	Dr. Venkatdaas 5
	SCFE in children younger than 10 years of age	Dr. Sasha Carsen 5
	Post septic caput valgum	Dr. Mandar Agashe 5
	Post septic coxa vara	Dr. Avi Shah 5
	Q & A	10
	Cases	20



POSICON 2025 Main Conference Day-1: 3rd January, Friday

10.10 - 11.10 am	Symposium - 3 Decision Making in Common Pediatric Spine Conditions		60 mins.
	Chairpersons : Dr. Ashok Johari, Dr. Ramani Narsimhan		
	Introduction to Symposium & Academy	Dr. Abhay Nene	
	Module-1: Back Pain in Children Moderator: Dr. Abhay Nene		30
	Case Presentation Tuberculosis of Spine	Dr. Hriday Acharya	
	Spondylolysis & listhesis	Dr. Appaji Krishnan	
	Module -2 : Early Onset Scoliosis Moderators: Dr. Amit Jhala, Dr. Ashish Ranade, Dr. Kevin Smit		30
	Case Presentation Early Onset Scoliosis - Initial Assesment & Casting	Dr. Arjun Dhawale	
	Growth Rode treatment for EOS	Dr. Viral Jain	

11.10 - 11.30 am Comfort Break

11.30 - 12.05 pm	POSI Oration
	POSI Orator: Dr. Sanjeev Sabharwal, USA Topic: Children's Orthopedics : Lessons Learned Chairpersons: Dr. Alaric Aroojis, Dr. Viraj Shingade



POSICON 2025 Main Conference Day-1: 3rd January, Friday

12.10 - 13.40 pm POSI Best Paper Session

Chairpersons: Dr. Ramani Narsimhan, Dr. VVJ Somaraju

1	Resolution of deformity and shortening in congenital posteromedial bowing of the tibia (CPMBT)	Dr. Siddarth Kamath
2	Remodelling of distal femoral extension osteotomies in children with cerebral palsy and its association with recurrence of knee flexion deformities – a cohort study	Dr. Arul Murugan Arikrishnan
3	Enhanced Recovery After Surgery (ERAS) pathways versus Conventional care of children undergoing surgery for Developmental Dysplasia of Hip- A Randomized Controlled Trial	Dr. Akash Kumar Ghosh
4	Functional and Radiological Outcomes of Surgical Hip Dislocation with Osteochondroplasty and Relative Neck Lengthening for Femoroacetabular Impingement in Perthes Disease	Dr. Raj Kumar Bairwa
5	Dynamic Arthrogram Assessment and its usefulness in identifying FAI in SCFE	Dr. Venkatadass Krishnamoorthy
6	Brachialis Transfers for Elbow Flexion Deformity in Residual Brachial Plexus Birth Injuries (BPBI): Early Results of a Novel Approach	Dr. Joyance James Mammen
7	Outcomes & complications following treatment of Unstable Slipped Capital Femoral Epiphysis(SCFE) – an analysis of 76 hips	Dr. Rakesh Kumar
8	Osteosynthesis with barrel-bone grafting technique for failed recalcitrant cases of congenital pseudarthrosis of tibia: Outcomes and complications in a series of 17 patients	Dr. Mandar Vikas Agashe
9	Functional Outcome Following Derotation Osteotomy for Congenital Proximal Radius-Ulna Synostosis: A Retrospective Study	Dr. Rajiv Negandhi
10	Subcapital osteotomy and realignment through anterior approach in unstable high-grade slipped capital femoral epiphysis: Is it effective and safe?	Dr. Vivek M Sodhai

13.40 - 14.25 pm Lunch Break



POSICON 2025 Main Conference Day-1: 3rd January, Friday

14.25 - 15.25 pm Free Paper Session (Hall A-B)

POSI Free Paper Session Hall - A (Imperia - Stand)

Chairpersons: Dr. Anil Agarwal, Dr. P N Gupta

1	Accuracy of Multimodal Intraoperative Neuromonitoring in case of pediatric deformity correction surgeries	Dr. Harsh Agrawal
2	Rehabilitation, Function and Return to school and sports after Growth Modulation surgery using 8 plate / PET Screw	Dr. Jaideep Anandrao Dhamele
3	Paediatric Malignant Bone Tumours in North India: Epidemiological Insights from a Cancer Registry	Dr. Jaiben George
4	Re-cycled Autograft following Extracorporeal Radiation for Limb salvage in Pediatric Bone Sarcoma – A retrospective analysis from a tertiary referral centre.	Dr. Dyuti Deepta Rano
5	How long is a piece of string? - Duration of Pavlik harness treatment for developmental dysplasia of the hip	Dr. Bhushan Sharad Sagade
6	Can standard clinical practice guidelines differentiate Paediatric Osteoarticular Infections from Ischemic bone pain in Sickle Cell disease?	Dr. Deeptiman James
7	Comparison of Percutaneous vs Open Hamstring Lengthening in Patients of Spastic Diplegic Cerebral Palsy- A Randomized Controlled Trial.	Dr. Syed Faisal Afaq
8	Correlation of nutritional status and vitamin-D deficiency in children with knee deformities	Dr. Venkatesan Sampath Kumar

POSI Free Paper Session Hall - B (Imperia)

Chairpersons: Dr. Tushar Agrawal, Dr. KL Narsimharao

1	Reduction redux: A comparative study evaluating arm-board vs traditional reductional methods for supracondylar humerus fractures in children	Dr. Shravan YC
2	Does CT-guided percutaneous drill excision (CPDE) of osteoid osteoma stand against RFA as a safe & reliable primary treatment modality ?	Dr. Kirti Ramnani
3	Developmental Dysplasia of Hip in walking child: Mid-term outcome: An assessment between the post operative Acetabular Index and Acetabular Development	Dr. Raghavendra K
4	Forearm osteotomy for congenital Radioulnar synostosis: Is single bone osteotomy adequate?	Dr. Sushil Sunil Ankadavar
5	Long-term results of reconstructive surgeries for post-septic hip dislocation-A minimum 10-year follow-up study	Dr. Siddhartha Moka
6	Assessment of quality of life in indian children after Ponsetti's method of management of clubfeet	Dr. Abilash Srivatsav
7	Retrospective Observational Study on Outcomes of Pediatric Chronic Osteomyelitis Treated with Absorbable Calcium Sulphate Antibiotic Carriers	Dr. Jai Prakash Khatri
8	Arthroscopic Subscapularis Release Along with Conjoint Tendon Transfer for Secondary Shoulder issues in Birth Brachial Plexus Injuries: A Prospective study	Dr. Aditya K.S. Gowda



POSICON 2025 Main Conference Day-1: 3rd January, Friday

15.30 - 16.30 pm	Symposium - 4 IFAS - Adolescent Foot Symposium	60 mins.
	Chairpersons : Dr. Jawahar Jethwa, Dr. Ritesh Pandey	
	OCD of talus - management principles: Dr. Girish Motwani	10
	Management of adolescent flatfoot & principles of EOTTS: Dr. Ashok Johari	10
	Fractures of talus & calcaneus - what's new? Dr. Nikesh Shah	10
	Management of tarsal coalitions - Dr. Vishnu Senthil	10
	Interesting Case Discussion	20

16.30 - 17.30 pm	Symposium - 5 Neglected Pediatric Trauma around Elbow	
	Chairpersons : Dr. Jyotindra Pandit, Dr. Binoti Sheth Faculty : Dr. Premal Naik Dr. John Mokhopadhaya Dr. Sandeep Patwardhan Dr. Kapil Gangwal Dr. Vidyasagar C. Dr. Sarwar Ibne Salam Dr. Shital Parikh Dr. Unni Narayanan	
	Neglected Supracondylar Humerus fracture Neglected Lateral condyle Humerus fracture Neglected Monteggia Fracture dislocation Neglected Radial neck fracture	

17.30 - 18.00 pm High Tea - Trade Visit

18.00 - 19.00 pm POSI GBM

19.30 pm onwards Gala Dinner



POSICON 2025 Main Conference Day-2: 4th January, Saturday

08.00 - 08.45 am	Symposium - 6 Innovations in Growth Modulation	
	Chairpersons : Dr. Sharad Purohit, Dr. Ranjit Deshmukh	
	Distal Tibial Guided Growth for Antero-lateral bowing of Tibia	Dr. Anil Agarwal
	Guided Growth for Knee Flexion Contracture	Dr. Wade Shrader
	Guided Growth to treat Coxa Valga in CP & DDH	Dr. Kishore Mulpuri
	Guided Growth to address ankle equinus in residual Clubfoot	Dr. Viraj Shingade
	Guided Growth for Juvenile Hallux Valgus	Dr. Sandip Vaidya
	Guided Growth to correct femoral rotational deformity	Dr. Jayanth Sampath

08.45 - 09.30 am	Symposium - 7 Upper Limb Issues in Cerebral Palsy	
	Chairpersons: : Dr. Kalpan Desai, Dr. Jitendra Jain	
	How I assess Upper Limb in Cerebral Palsy	Dr. Rujuta Mehta
	Role of non-operative intervention	Dr. Ana Presedo
	How do I decide which procedure to carry out for the elbow and forearm?	Dr. Joshua Abzug
	How do I decide which procedure to carry out for wrist and fingers?	Dr. Joshua Abzug
	How do I decide which procedure to carry out for thumb?	Dr. Chasanal Rathod



POSICON 2025 Main Conference Day-2: 4th January, Saturday

09.30 - 10.00 am POSI Free Paper Session (Hall - A & B)

POSI Free Paper Session Hall - A (Imperia - Stand)

Chairpersons : Dr. Rudraprasad, Dr. Somesh Virmani

1	Trend of paper presentations in POSICON from 2001-2024: A review of 24 years.	Dr. Gaurav Gupta
2	Arthroscopic Posterior Shoulder Capsular Release for External Rotation Contracture in Brachial Plexus Birth Injuries: Early Results of a Novel Approach	Dr. Kalpesh Trivedi
3	Clinico-radiological study comparing the surgical management of children with developmental dysplasia of the hip in children < 3 years and > 3 years of age- Results at minimum 2 years follow-up	Dr. Cury Sharma
4	Early Experience with the Bernese Periacetabular Osteotomy in Patients with Severe Hip Dysplasia Secondary to Neuromuscular Disorder and Developmental Dysplasia of the Hips	Dr. Avi Shah

POSI Free Paper Session Hall - B (Imperia)

Chairpersons : Dr. P. Harish, Prof. Vikas Gupta

1	Evaluation of Mid-Term Results of Knee Arthrodesis using Bone Cement, Intramedullary K-Nail, And Pre-Contoured Plates Following Wide Resection of Malignant And Aggressive Tumors Around The Knee in pediatric population.	Dr. Raj Kumar
2	Comparison of chronological age with bone age using Sauvegrain's method	Dr. Parmanand Gupta
3	Outcome in fixation of distal femoral supracondylar dome osteotomy with a medial distal Tibial anatomic locking plate in Adolescent Genu Valgum deformity.	Dr. Mohammad Rubaith Tashfin
4	Paediatric ACL & PCL surgeries: Is it so frightening? Follow up study of reconstructions from 30 years to 2 years	Dr. Nishith Shah
5	Medial Close Wedge Osteotomy By Lateral Approach & Fixation With Distal Femur Locking Plate For Genu Valgum Correction In Adolescents	Dr. Rajeev Ramchandra Nirawane

10.00 - 10.30 am Comfort break & Trade Visit



POSICON 2025 Main Conference Day-2: 4th January, Saturday

10.30 - 11.15 am	POSI Debates
	Convenor : Dr. Premal Naik Aneurysmal Bone Cyst: Injection Treatment (Dr. Mihir Thacker) Vs. Open Treatment (Dr. Thomas Palocaren) Unstable SCFE : Gentle Repositioning (Dr. K. Venkatdaas) Vs. Modified Dunn Procedure (Dr. Manoj Padman) Medial Epicondyle Humerus Fracture : Conservative (Dr. Anirbaan Chatterjee) Vs. Operative Treatment (Dr. Unni Narayanan)

11.15 - 12.00 am	Symposium - 8 Illusions in Pediatric Orthopedics
	Chairpersons : Dr. Prakash Amin, Prof. Sathis Chandran What is not Cerebral Palsy? Dr. Anand Iyer (Ped. Neurologist) What is not nutritional Rickets? Dr. Shalmi Mehta (Ped. Endocrinologist) What is not Juvenile Idiopathic Arthritis? Dr. Puja Srivastava (Ped. Rheumatologist) What is not infection? Dr. Mihir Thacker

12.00 -13.00 pm	POSI Shark Tank Session
	Moderator : Dr. Taral Nagda POSI Shark Tank : Dr. Ashok Johari, Dr. Sanjeev Sabharwal, Dr. Kishore Mulpuri, Dr. Unni Narayanan, Dr. Naveen Thakkar
1	Radiolucent armboard – a simple, economical, universally available tool for use in various orthopedic procedures Dr. Chintan Doshi
2	The Mechanically Stable Knee Ankle Foot Orthosis Dr. Sameer Desai
3	Orthokids Precise Derotation Jig for Derotation Osteotomies of Humerus Dr. Maulin Shah
4	Save Your Neck with SYN Glasses Dr. Sukalyan Dey

13.00 - 13.30 pm Valedictory Function

13.30 - 14.30 pm Lunch



Advanced Workshop POSICON 2025, 4th -5th January

Orthopaedic Interventions in Residual Brachial Plexus Birth Injury

Day -3 (2.30 - 06.00 pm)

Session:1	Brief Overview of Role of Nerve Surgery		40 mins.
Chairpersons : Dr. Atul Bhaskar, Dr. Gaurav Gupta			
1	Indications & Timing of Plexus Reconstruction	Dr. Mukund Thatte	7
2	Strategies of Brachial Plexus Reconstruction for optimum outcome	Dr. Bharat Kadadi	7
3	Role of distal nerve transfers	Dr. Mukund Thatte	7
4	Long Term Outcomes of Brachial Plexus Reconstruction	Dr. Nischal Naik	7
	Discussion		12

Session :2	Pathophysiology & Clinical Examination of Infant		25 mins.
1	Biology of Contracture	Dr. Roger Cornwall	7
2	Examination of an infant with BPBI	Dr. Joshua Abzug	5
3	Clinical surveillance & Ultraound correlation in infantile dislocation	Dr. Maulin Shah	5
	Discussion		8

Session: 3	Infantile Shoulder dislocation: Treatment options		30 mins.
1	Role of Botullinum Toxin	Dr. Maulin Shah	5
2	Role of Secondary nerve transfer	Dr. Joshua Abzug	5
3	Role of Soft Tissue Release in infantile shoulder dislocation	Dr. Rujuta Mehta	5
4	Role of tendon transfer in infantile shoulder dislocation	Dr. Bharat Kadadi	5
	Discussion		10

TEA BREAK

20 mins.



Advanced Workshop POSICON 2025, 4th -5th January

Session:4	Internal Rotation Contracture in young children		45 mins.
	Chairpersons : Dr. Jayanth Sampath, Dr. Deepak Khurana		
1	How I examine a child with internal rotation contracture?	Dr. Praveen Bhardwaj	5
2	Imaging of gleno-humeral joint & interpretation	Dr. Hiten Panchal	5
3	Minimally Invasive Subscapularis Release - Technique	Dr. Maulin Shah	5
3	Anterior Soft tissue release for Internal rotation contracture - Technique	Dr. Mukund Thatte	5
4	Role of Tendon transfer in shoulder rebalancing	Dr. Rujuta Mehta	5
5	Debate-2 : 5-year-old with internal rotation contracture, advanced GH deformity Soft Tissue release + tendon transfer Vs. Derotation Osteotomy	Dr. Maulin Shah / Dr. Joshua Abzug	8
	Discussion		12

Session:5	Internal Rotation Contracture in older children & adolescents		35 mins.
1	Primary derotation Humeral Osteotomy - Indications & Technique	Dr. Joshua Abzug	5
2	Role of Glenoid Anteversion Osteotomy	Dr. Maulin Shah	5
3	Distal humeral derotation : when i do it & surgical technique	Dr. Praveen Bhardwaj	5
4	Trapezius Transfer for Shoulder ER	Dr. Baseem Elhassan	5
	Discussion		15



Advanced Workshop POSICON 2025, 4th -5th January

Orthopaedic Interventions in Residual Brachial Plexus Birth Injury

Day -4 (8:30 am to 1 pm)

Session:6	Problems after Shoulder rebalancing & long term outcomes	30 mins.
Chairpersons : Dr. Jayanth Sampath, Dr. Deepak Khurana		
1	Persistent arm internal rotation after TT : role of secondary derotation humeral osteotomy	Dr. Maulin Shah 5
2	Long term outcome of Tendon Transfer - do they lose motion with time?	Dr. Mukund Thatte 5
3	Long term outcome of Derotation osteotomy - do they remodel?	Dr. Dan Zlotolov 5
4	How to deal with loss of midline function - Arthroscopic Posterior Capsule Release	Dr. Kalpesh Trivedi 5
	Discusson	10

Session:7	Problem Cases : Interactive Session	40 mins.
Moderator: Dr. Maulin Shah Presentation by other faculties		

Session:8	Extended Erb's Palsy	40 mins.
Chairpersons : P N Gupta, Dr. Manoj Padman		
1	How to differentiate Extended Erb's from typical Erb's Palsy	Dr. Maulin Shah 7
2	Elbow Block Test : Clinical implications	Dr. Maulin Shah 7
3	Arthroscopic Posteior Capsule Release & Lat Dorsi transfer for internal rotation deficit	Dr. Baseem Elhassan 5
4	Trapezius transfer for shoulder abduction	Dr. Bharat Kadadi 5
5	Staged Multilevel surgeries for Extended Erb's palsy	Dr. Pravin Bhardwaj 5
	Discussion	10

Session:9	Rehabilitation Strategies after nerve repair & shoulder rrebalancing	10 mins.
Dr. Tejas Patel		

TEA BREAK

20 mins.



Advanced Workshop POSICON 2025, 4th -5th January

Orthopaedic Interventions in Residual Brachial Plexus Birth Injury

Session:10		Elbow in BPBI - Elbow Flexion Deformity	40 mins.
Chairpersons : Dr. Sakti Das, Dr. Chasanal Rathod			
1	Etiology & clinical implications	Dr. Joshua Abzug	5
2	Role of Casting & splinting	Dr. Rujuta Mehta	5
3	Role of Brachialis to Biceps transfer	Dr. Baseem Elhassan	5
	Elbow Extension Deficit		
1	Results of Brachialis to Triceps transfer	Dr. Maulin Shah	5
2	Results of Trapezius to Triceps transfer	Dr. Praveen Bhardwaj	5
3	Discussion		15

Session:11		Forearm in BPBI	30 mins.
1	Supination Deformity : When to do Biceps re-routing & results	Dr. Praveen Bhardwaj	5
2	Supination Deformity: When to do forearm osteotomy & results	Dr. Rujuta Mehta	5
3	Radial head dislocation in residual BPBI	Dr. Joshua Abzug	5
4	Pronation Deformity - Tendon Transfer Vs Osteotomy	Dr. Praveen Bhardwaj	5
5	Discussion		10

Session:12		Management of Wrist & Hand deformities	10 mins.
1	Management of Wrist in residual BPBI	Dr. Joshua Abzug	5
2	Management of Hand in residual BPBI	Dr. Rujuta Mehta	5

Conclusion

There is Much More in POSICON 2025!!

Breakfast Sessions

Date: 3rd January, 2025

Time: 7 am - 7.45 am

Faculty:


Dr. Rohan Desai

Moderators:

Dr. Naveen Thakkar

Dr. Jawahar Jethwa

Dr. Dhiren Ganjwala



Date: 4th January, 2025

Time: 7 am - 7.45 am

Moderator:

Dr. Premal Naik

Panelist:

CA Ajit Shah

Mr. Ashish Shah


(Inventure Growth)

Dr. Ankur Agrawal


there is MUCH MORE...



T10 Box Cricket League




Sound Therapy



Meditation & Yoga



Drum Circle




Soulful Music Night

એ આવજો

{Welcome to Awesome Ahmedabad & Glorious Gujarat}



**VENUE : The Forum Convention Center,
Club07, Ahmedabad.**



Organised by



Pediatric Orthopaedic Surgeons'
Association, Gujarat

Societies Involved



Conference Managed by:
Rx EVENTS PVT. LTD.
+91 90993 31371/50
rxevents.co.in

CONFERENCE SECRETARIAT

ORTHOKIDS CLINIC
7th Floor, Golden Icon, Near Shyamal Cross Roads, Satellite,
Ahmedabad – 380015, Gujarat, INDIA
Phone: +91 7490026360, +91 9825026360
Email: posicon2025@gmail.com



Conference Designed by:
Ashoi Designs
+91 98252 65336
ashoidesigns@gmail.com

